



ANNUAL STATISTICS

2021



MALDIVES
IMMIGRATION

PASSPORT APPLICATIONS

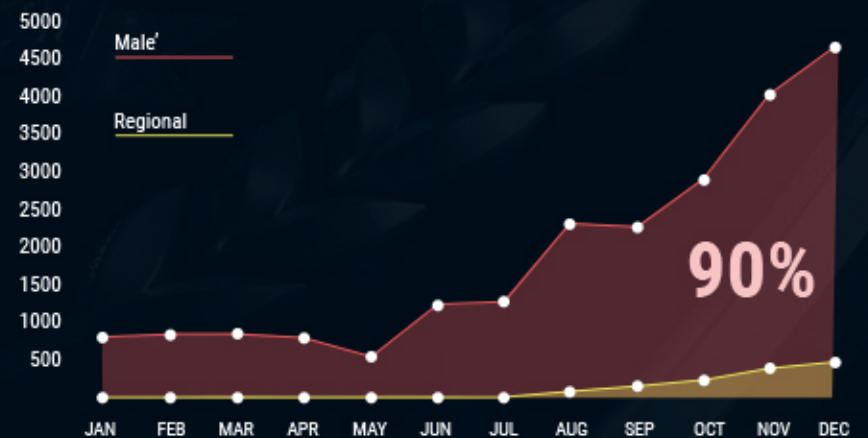
A total of 25,247 applications were submitted during the year 2021. This is an increase of 56% compare to previous years total application.

The bar chart below indicates the number of emergency cases attended and the number of applications attended from embassies located abroad.

Line graph shows the applications that were submitted to regional offices and the head office in Male' city.

	Male'	Hithadhoo	Fuvahmulah	Kulhudhuffushi	Dhiddhoo	Embassies	Atolls	Passport Card	Emergencies	TOTAL
Jan	837	15	9	11	12	90	9	3	4	987
Feb	862	6	6	14	12	69	6	-	7	982
Mar	881	16	12	15	12	95	-	-	7	1,038
Apr	832	10	7	9	10	-	-	9	-	868
May	580	8	10	7	-	10	-	-	7	622
Jun	1,254	-	38	6	3	-	-	7	2	1,303
Jul	1,309	13	9	9	-	95	-	1	-	1,435
Aug	2,347	9	29	34	21	95	-	7	8	2,543
Sep	2,294	69	27	36	18	95	-	6	1	2,540
Oct	2,913	119	67	49	28	95	-	9	4	3,275
Nov	4,039	181	104	87	55	-	-	5	20	4,486
Dec	4,679	282	81	85	33	-	-	8	8	5,168
TOTALS	22,827	728	399	362	204	644	15	55	68	25,247

Passport application breakdown



AIRPORT MOVEMENTS

Total arrivals during the year were recorded at 1.3 million. This is an increase of 111% compare to the previous year. Approximately 91% of the arrivals include Tourists. 24,656 travellers arrived the Maldives under New Work Visa.

Maldivians Departure Trend



New Work Visa Arrivals

24,656

Entry Denied at Border

2,053

TOURIST ARRIVALS

	Velana	Other Airports	TOTAL
Jan	91,763	305	92,068
Feb	96,598	284	96,882
Mar	100,056	399	100,455
Apr	76,206	208	76,414
May	59,496	179	59,675
Jun	56,197	13	56,210
Jul	101,723	100	101,823
Aug	142,849	769	143,618
Sep	114,873	36	114,909
Oct	141,831	246	142,077
Nov	144,570	163	144,733
Dec	149,391	475	149,866
TOTALS	1,275,553	3,157	1,278,730

TOTAL ARRIVALS

	Velana	Gan	Hanimaadhoo	Maafaru	Kudahuvadhoo	Maamigili	TOTAL
Jan	101,137	-	35	273	-	35	101,480
Feb	103,031	5	18	246	12	8	103,320
Mar	106,237	-	19	375	-	5	106,636
Apr	82,033	5	8	192	8	-	82,246
May	62,692	-	55	124	-	-	62,871
Jun	58,919	-	4	9	-	-	58,932
Jul	110,410	5	-	91	-	9	110,515
Aug	154,770	-	559	169	-	42	155,540
Sep	127,114	-	5	31	-	-	127,150
Oct	157,005	-	40	206	-	-	157,251
Nov	162,774	-	12	151	-	-	162,937
Dec	166,616	-	171	414	-	14	167,215
TOTALS	1,392,738	15	926	2,281	20	113	1,396,093

SEAPORT

There were a total of 22,048 inbound crossings to the Maldives by sea.

132 tourist vessels arrived through seaport, while 1,048 cargo vessels were given immigration clearance from Male' and regional seaports.

TOTAL INBOUND
CROSSING

22,048

MALE' AREA

21,922

REGIONAL

1,663

Monthly inbound crossings



TOURIST
VESSELS
ARRIVED

132

MALE' AREA ●

85

REGIONAL ●

47



CARGO
VESSELS
ARRIVED

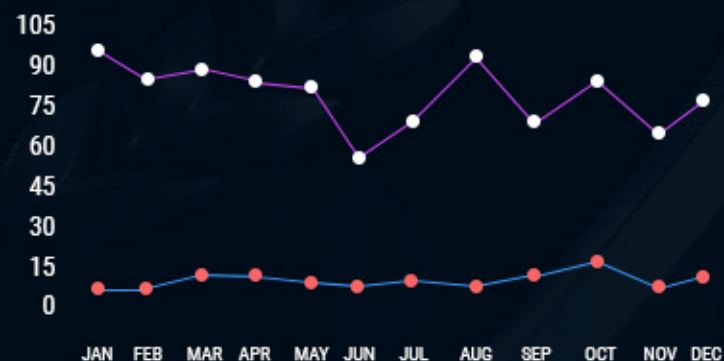
1,048

MALE' AREA ●

937

REGIONAL ●

111



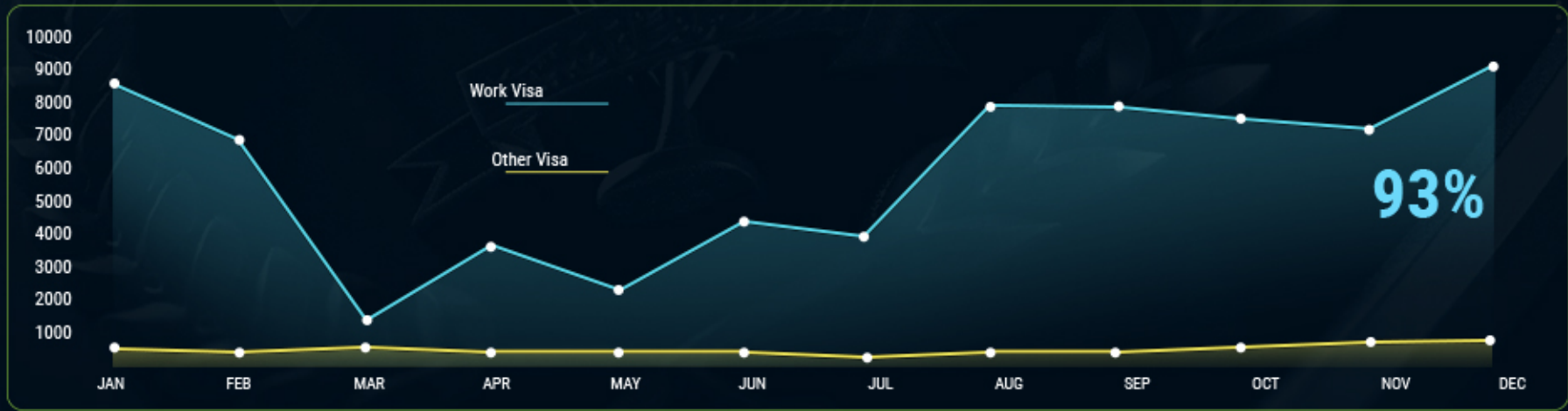
VISA SERVICES

There were 76,923 visa applications submitted during the year 2021. 93% of the applications are related to Work Visa. 569 out of 71,152 were Work Visa applications submitted to regional offices.

An average of 6400 Visa applications were submitted to Maldives Immigration during the year 2021. This is an increase of 7% compare to the previous year.



	Work Visa	Dependent Visa	Student Visa	Other Visa	Total
Jan	8,745	182	37	303	9,267
Feb	7,057	249	31	92	7,429
Mar	1,344	383	47	115	1,889
Apr	3,587	257	36	62	3,942
May	2,273	248	26	91	2,638
Jun	4,396	263	53	63	4,775
Jul	3,995	101	31	37	4,164
Aug	8,041	159	58	116	8,374
Sep	8,121	210	39	102	8,472
Oct	7,653	293	64	103	8,113
Nov	7,288	379	125	145	7,937
Dec	9,221	351	178	173	9,923
TOTALS	71,721	3,075	725	1,402	76,923



IMMIGRATION ENFORCEMENT

Maldives Immigration enforced 305 deportations during the year 2021. This is an increase of 23% compare to the previous year.

A total of 3,388 investigation cases were held by EMRS (Expatriate Monitoring and Repatriation Section). Meanwhile there were 81 special investigations conducted during the year.

45 expatriates were sent back to their home country after declaring medically unfit status.

A total of 3,428 tokens were issued to expatriates requested for voluntary departure. Out of this, 2,785 expatriates were Reintegrated.

	Deportation	Deportation period pardoned requests	Deportation pardoned	Investigation cases by EMRS	Special Investigations	Cases closed	Reintegration	Medically unfit	Fine (Sponsors)	Fine (Foreign)
Jan	26	5	1	311	9	7	182	2	1	
Feb	10			495	9	6	377	1	1	
Mar	34			366	18	18	428	1	1	
Apr	27	1		218	2	3	168	4	1	
May	20			86			164	4		
Jun	16			76	3	2	34	1		
Jul	29			171			104			
Aug	11	1	1	432	12	5	263	3		
Sep	40	2		306	11	5	340	6		1
Oct	32			313	2	3	120	5	2	1
Nov	31			303	8	5	337	9	1	1
Dec	29	1	1	311	7	2	268	9		
TOTALS	305	10	3	3,388	81	56	2,785	45	7	3

VOLUNTARY DEPARTURE

1,464 expatriates did not attend after tokens were issued.




MEDIA & PUBLIC RELATIONS

34,497 queries were attended on multiple social media platforms and Call Centre during the year 2021.

Facebook contributes to 56% of the public queries.

An average of 2,500 queries were received by the Call Centre on each month.

Social Media Queries - 2021



Call Centre Queries



Monthly Social Media Queries

